













## S. Parker Mortise Lock Functions– Illustrated with Description 6-1-08

ANSI No.	Series/Function	Type	Outside	Inside	Function Description
F01	ME-01 MFE-01 MWE-01 MS-01	Passage or Closet			Latchbolt operated by lever from either side at all times.
F04	ME-04 MFE-04 MWE-04 MS-04	Entry/Office			Latchbolt operated by lever from either side except when outside lever is made inoperative by push button rocker. When outside lever is locked, latchbolt may be retracted by key from outside or by rotating inside lever. *** Auxiliary deadbolt latch.
F05	ME-05 MFE-05 MWE-05 MS-05	Classroom			Latchbolt operated by lever from either except when outside lever is locked from outside by key. When outside lever is locked, latched may be retracted by inside lever, or outside lever, when cylinder is unlocked by key. *** Auxiliary deadbolt latch.
F07	ME-07 MFE-07 MWE-07 MS-07	Storeroom or Closet			Latchbolt operated by key from outside or by rotating inside lever. Outside lever is always inoperative. *** Auxiliary deadbolt latch.
F13	ME-13 MFE-13 MWE-13 MS-13	Dormitory or Exit			Latchbolt operated by lever from either side. Deadbolt projected by key from outside and thumbturn from inside. Rotating inside lever retracts both bolts (simultaneous retraction). Extended deabolt automatically deadlocks latchbolt.
F14	ME-14 MFE-14 MWE-14 MS-14	Storeroom			Latchbolt operated by lever from either side. Deadbolt by key on either side.
F15	ME-15 MFE-15 MWE-15 MS-15	Hotel or Motel			Latchbolt operated by key from outside or by rotating inside lever. Outside lever is always inoperative. Deadbolt operated by thumbturn from inside which shuts out all keys except emergency key. Inside lever will retract both bolts (simultaneous retraction). *** Auxiliary deadbolt latch.
F16	ME-16 MFE-16 MWE-16 MS-16	Deadlock			Deadbolt by key on either side.
F17	ME-17 MFE-17 MWE-17 MS-17	Deadlock			Deadbolt by key outside and turnpiece inside
F18	ME-18 MFE-18 MWE-18 MS-18	Deadlock			Deadbolt by key one side only.
F02 F19	ME-19 MFE-19 MWE-19 MS-19	Privacy or Bathroom			Latchbolt operated by lever from either side except when turnpiece projects deadbolt and locks outside lever. Unlocked by turning inside lever or by using emergency key which retracts the deadbolt.
F20	ME-20 MFE-20 MWE-20 MS-20	Entrance/ Apartment/ Dormitory			Latchbolt operated by lever from either side except when outside lever is made inoperative by push button rocker. Deadbolt projected by key from outside and by thumbturn from inside. Deadbolt retracted by key from outside. Both bolts retracted by inside lever (simultaneous retraction). *** Auxiliary deadbolt latch.